

What Behaviors are Nevada (NV) Drivers Cited for While on the Road?

Non-Speeding Driving Behavior-Related Citations in Nevada (2018-2021)

Individuals cited for improper or imprudent driving behaviors are classified 5 different ways:

- Careless Driving
- Reckless Driving
- Aggressive Driving
- Driving behaviors that impede traffic (slow speed or stopped)
- Failure to use due care*

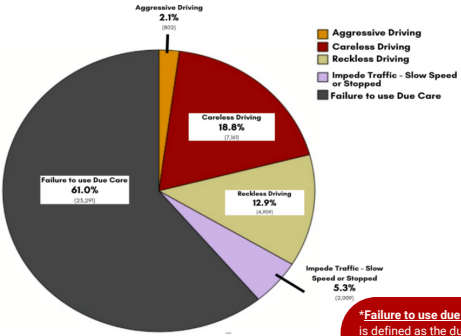


Fig.1: Driving behavior-related citations by type of behavior

*Failure to use due care is defined as the duty of the driver to decrease speed under certain circumstances or fail to use due care.

Demographics of Cited Drivers

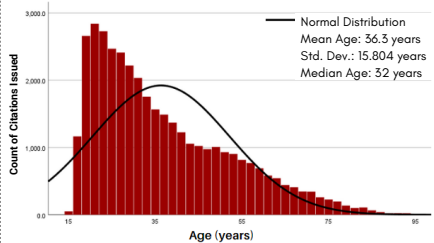


Fig.2: Number of driving behavior-related violators by age



- Drivers 21-25 years of age were the most frequently cited age group (17.4%).
- Males were more frequently cited than females:
 - o Males: 64.2%
 - o Females: 35.6%

When and where were drivers cited?

- 80.3% of the citations occurred during a weekday.
- 77.6% of citations were issued in Clark County. Washoe County has the second highest percentage of citations (14.6%). The remaining 8% occurred in other NV counties.

~76% of violations occurred between these times

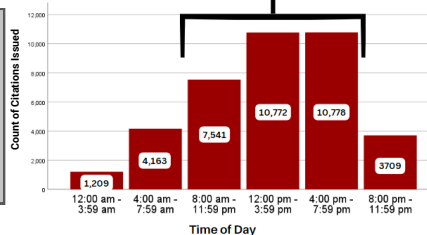


Fig.3: Number of driving behavior-related citations by time of day



Contact Us

KIRK KERKORIAN | **UNLV**
SCHOOL OF MEDICINE

Department of Surgery

Dr. Deborah Kuhls, FACS, FCCM
Principal Investigator

Dr. Kavita Batra, BDS, MPH, Ph.D., FRSPH
Biomedical Statistician

Ana Reyes, MS
Graduate Assistant and Spanish Translator

Merika Charupoom and Nicole Bacani
Student Researchers

William Porter
Database Architect

Telephone: 702-671-2270
1701 W. Charleston Blvd., Suite 200
Las Vegas, NV 89102



**Citation data used in this infographic
were provided by
Nevada Law Enforcement Agencies
and compiled by:**



Nevada Department of
Public Safety
Office of Traffic Safety



Funding for this project comes from
the Nevada Department of Public
Safety - Office of Traffic Safety.
Grant #TS-2023-UNLV-00077



Nevada Department of
Public Safety
Office of Traffic Safety

Scan the QR code below to let
us know what you think and
what you would like to see in
our next TREND newsletter and
infographic!



Infographic
Volume 6, Issue 2
July 2023

Partner to TREND Newsletter 12.2
Created 07/13/2023